
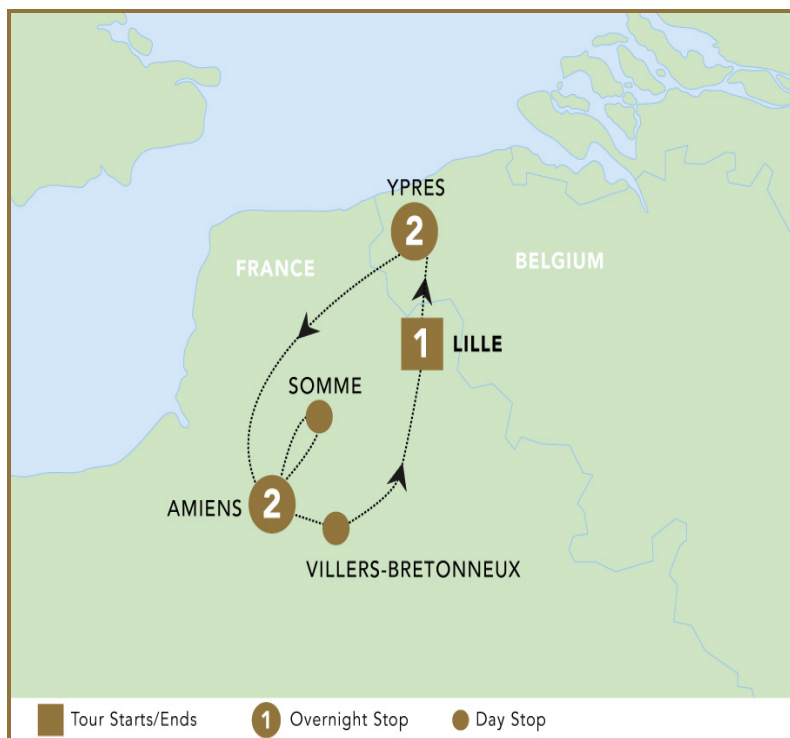




Back-Roads | Europe (BRT)

From the trenches of Ypres to monuments marking The Somme, our ANZAC tour maps Australian and New Zealand troops' movements in WWI – delving into the stories of the soldiers' involvement in the battles of the Western Front. With poignant visits to cemeteries and national memorials on the agenda, this history-themed journey is perfect for those wishing to learn more about their countrymen who fought and died in the Great War.



Thank you for choosing **Back-Roads**

Your extraordinary adventure awaits!

About your tour notes

These tour notes contain everything you need to know before your tour departs – from where to meet your fellow guests and local guide to what essentials to pack for your journey.

We recommend you print this document out and bring it with you on your tour. Give a copy to loved ones at home so they can follow your adventure, too.

IMPORTANT: please refresh this document as close to your departure as possible to ensure you're equipped with the latest information available.

THE BACK-ROADS DIFFERENCE

- ✓ Have the opportunity to pay your respects at your relatives' graves
- ✓ Delve into the Australian story on the Western Front at the Franco-Australian Museum
- ✓ Visit the Wellington Quarries – a network of underground tunnels dug by the New Zealand Tunnelling Company

TOUR CURRENCIES

- France - EUR
- Belgium - EUR

Your itinerary

DAY 1 | LILLE (FRANCE)

After meeting the group in Lille, we'll kick off our history-laden journey with a delicious welcome dinner.

Accommodation: Hôtel Couvent des Minimes (or similar)

MEALS:

☑ Dinner

DAY 2 | LILLE – YPRES (BELGIUM)

Today's itinerary will take us from Lille to Ypres via the historic Messines Ridge. Our first stop will be the Passchendaele battlefields – where we'll walk in the footsteps of WWI allied soldiers who fought to break the German line in 1917. Next, we'll pay our respects at Polygon Wood and Tyne Cot Military Cemetery before visiting the shell-scarred Hill 60. This afternoon, there's an opportunity to explore the fascinating Hoge Crater Museum – home to a unique collection of WWI artefacts and reconstructed trenches. We'll enjoy some free time this evening in Ypres – our home for the next two nights. Accommodation: Albion Hotel (or similar)

MEALS:

☑ Breakfast

DAY 3 | YPRES

Today, we'll continue to delve into the moving stories of the West Flanders Front, beginning with a visit to the In Flanders Fields Museum – a unique institution that commemorates the four-year trench war and conveys a contemporary message of peace. This afternoon, you'll be free to explore Ypres at your leisure. A medieval town that was completely destroyed during WWI and rebuilt anew, there is plenty of history to uncover here. This evening we'll reconvene to attend the playing of the Last Post at the iconic Menin Gate. Whilst renovation to the Gate is ongoing, we'll still be able to experience the ceremony that has been performed here daily for almost 100 years. Accommodation: Albion Hotel (or similar)


MEALS:

☑ Breakfast

DAY 4 | YPRES – FROMELLES AND ARRAS – AMIENS (FRANCE)

Today it's out of Belgium and across the border. Our destination? Fromelles, the site of the disastrous attack of 19 July 1916 – where we'll pay a poignant visit Pheasant Wood Cemetery and the fascinating exhibition nearby. After, we'll move on to the Wellington Quarries: a network of tunnels built by the New Zealand Tunnelling Company as part of the preparations for the Battle of Arras. We'll remember Australia's role in this battle at Bullecourt with a stop at the Digger Memorial later this afternoon. Concluding the day in lovely Amiens, we'll have the evening to spend as we wish. Accommodation: Hôtel Le Prieuré (or similar)


MEALS:

 Breakfast

DAY 5 | AMIENS – SOMME – AMIENS

The Somme still captivates the soul and it's here that the ANZACs first saw major action in 1916. Today we'll visit Pozières and Mouquet Farm – significant sites for the Australian soldiers, as well as Longueval and Flers, which were similarly monumental to the Kiwis. Before returning to Amiens, we'll also take some time to remember the colossal loss experienced by Great Britain with a visit to the Thiepval Memorial to the Missing of the Somme. Reconvening this evening, we'll reminisce on our unforgettable tour over a farewell dinner. Accommodation: Hôtel Le Prieuré (or similar)

MEALS:

 Breakfast

 Dinner

DAY 6 | AMIENS – VILLERS-BRETONNEUX– LILLE

As the home of the National War Memorial, Villers-Bretonneux is central to Australian WWI commemoration and memory. Today we'll visit the Franco-Australian Museum, a site paying tribute to the brave Australian soldiers who helped save the town and a monument to international solidarity. We'll make a brief stop at the Sir John Monash Centre before shifting our focus to the last year of the war – with a visit to Le Hamel. Our tour will conclude upon our return to Lille.

MEALS:

 Breakfast



Tour information

Meals

INCLUDED MEALS

Breakfast (B) is included daily.

Some of your lunches and dinners are also included, either in hotels or local restaurants. These are indicated by (L) and (D) in the itinerary.

Please note that drinks will not always be included.

We will do our best to accommodate any specific dietary requirements you may have. Please ensure to make these clear to us before your tour begins so we can communicate them to our hotels, restaurants and suppliers.

Other information

Finances

CHANGING MONEY

CASH: Foreign money can be changed at banks, airports, some railway and tube stations, and at major hotels (though at a less favourable rate).

CREDIT CARDS: Visa and MasterCard are widely accepted. American Express is only accepted in some larger establishments.

CASH MACHINES: ATMS are widely available.

TIPPING

Tipping is entirely at your discretion. If you feel you have received exceptional service, it is recommended that you tip £1-2/€ per day for Drivers and £4- 5/€ per day for Tour Leaders.

Insurance

Before travelling with Back-Roads Touring, it is compulsory for all guests to take out comprehensive travel insurance. Please ensure your insurance covers medical expenses (including repatriation), cancellation cover, loss or damage to baggage and personal effects, money and personal liability.

We recommend you carry your insurance details with you at all times. You may be asked to provide details of your medical insurance or a payment guarantee in some countries before medical assistance can be provided.

For more information, please see our FAQ page:
www.backroadstouring.com/faqs

If you have any further questions, please don't hesitate to contact our friendly Customer Service team: www.backroadstouring.com/contact-us

Passports and visas

Please ensure your passport is valid for at least six months after the last day of your tour. Some countries will refuse entry if you do not have at least six months validity remaining on your passport after your departure date. Depending on your nationality, you may require a visa to enter certain countries.

It is your responsibility to obtain visas prior to your tour's departure. To determine which visas you'll need, you can consult either your own government's website or the government websites of the countries in which you will be travelling.

PLEASE NOTE: Some visas can take up to six weeks to acquire, so don't leave it until the last minute. Also, bear in mind that the validity of a visa often runs from its date of issue rather than the date of entry into the country. Please check with the appropriate embassy/embassies prior to departure as requirements do change periodically.

We advise you to either carry a photocopy of your passport (and visa, if applicable) with you while abroad, or to ensure that you leave a copy with relatives back at home. This will enable the local embassy or high commission to arrange a replacement if the original should be lost or stolen. If you do take copies with you on your tour, please ensure that you keep these separate from your

Medication and mobility

Whilst on your tour, we want you to have the smoothest journey possible which requires some mobility conditions:

- You must be fit enough to get on and off the vehicle on a regular basis, and to walk around towns and villages or to attractions.
- You must be able to walk up and down stairs and use a shower over the bath.

Please note that, unfortunately, we are unable to accommodate mobility scooter or wheelchair users as we frequently stay in traditional-style hotels and the majority do not have lifts or ground-floor rooms.

If you take medicine for certain conditions, such as diabetes or heart problems, please carry it with you at all times.

Please declare any medical conditions you may have in advance of your tour. If you are in any doubt as to whether our tours are suitable for you, please contact our friendly Customer Service team:

www.backroadstouring.com/contact-us

Transport

We travel in premium mini-coaches equipped with comfortable seats, air conditioning and large windows for enjoying the view.

With far more flexibility than a standard-size coach, we're able to take the scenic route – winding through beautiful countryside to the heart of tiny villages and coastal towns.

Mental health and wellbeing

Culture shock, homesickness and periods of feeling down happen regardless of age. Be rest assured that if you're feeling low, your Tour Leader and Driver will do their utmost to make you smile.

Measures you can take to look after your mental health and wellbeing while on the road with us are:

- Call loved ones. Hearing a familiar voice whilst in an unfamiliar destination can help ground you and remind you you're not alone.
- Eat well. Nobody feels their best when they're hungry. There are plenty of nutritious culinary delights to be savoured along the road!
- Integrate with your fellow guests. The more you socialise with the group, the less likely you'll feel homesick.

What to bring

Based on our experience, the following items are essential.

Please note, this is a general packing list for Back-Roads tours. What you pack will depend on the countries you're visiting as well as the time of year you plan to travel.

CLOTHING:

- | | | |
|---------------|-----------------------------|-----------------------------------|
| ☑ Sun hat | ☑ Long-sleeved tops | ☑ Light jacket |
| ☑ Sunglasses | ☑ Short-sleeved tops | ☑ Waterproof jacket |
| ☑ Sleepwear | ☑ Shorts/skirts | ☑ Trousers |
| ☑ Warm jacket | ☑ Socks | ☑ Swimwear |
| ☑ Underwear | ☑ Smart casual evening wear | ☑ Walking shoes/comfortable shoes |

OTHER THINGS TO PACK:

- | | | |
|---------------------------|--|--------------------|
| ☑ Multi-use adapter plug | ☑ Toiletries | ☑ Camera |
| ☑ Batteries | ☑ Sunscreen | ☑ Towel |
| ☑ Umbrella | ☑ Reusable water bottle | ☑ Insect repellent |
| ☑ Any personal medication | ☑ Basic medical kit (including paracetamol, aspirin, plasters etc) | |

That's it!

We look forward to seeing you on tour.